

HFisolator Series 9730



www.stahl.de



18758E00

- > Allows you to use standard industrial antennas and standard coaxial plug connectors in hazardous areas
- > Flexible, can be used in a very wide temperature range
- > Enables project-specific wireless solutions



A6

The 9730 series HF isolator converts standard radio signals into intrinsically safe radio signals so that standard industrial antennas and coaxial plug connectors can be used in hazardous areas. This allows for the development of project-specific solutions with Ex d encapsulation of radio devices, which differ only slightly from standard industrial solutions in terms of the way they are used.

	ATEX / IECEx						Division	NEC 500					
	0	1	2	20	21	22		Class I		Class II		Class III	
Zone							1	2	1	2	1	2	
Ex i interface	x	x	x	x	x	x	x		x				
Installation in		x	x		x	x	x		x				

WebCode 9730A

HFisolator

Series 9730

Selection Table

Version	Frequency range	Thread	Order number	Weight kg
HFisolator Series 9730	150 MHz ... 8 GHz	--	9730/26-11	0.100
	500 MHz ... 6 GHz	M25	9730/37-25	0.400
	500 MHz ... 6 GHz	NPT 3/4"	9730/47-25	0.400

Explosion Protection

Design	9730/26-11	9730/37-25	9730/47-25
Global (IECEX)			
Gas, dust and mining	IECEX EMT 16.0031X Ex nA [Ex ia Ga] IIC T6 Gc Ex ic [Ex ia Da] IIIC T85 °C Dc Ex [Ex ia Ma] I	IECEX EXA 15.0005 Ex db mb [ia Ga] IIA/IIB/IIC T5/T6 Gb Ex mb tb [ia Da] IIC T100 °C Db Ex db mb [ia Ma] I Mb	
Europe (ATEX)			
Gas, dust and mining	EMT 16 ATEX0057X ⊕ II 3 (1) G Ex nA [Ex ia Ga] IIC T6 Gc ⊕ II 3 (1) D Ex ic [Ex ia Da] IIIC T85 °C Dc ⊕ I (M1) [Ex ia Ma] I	EXA 15 ATEX 0042 ⊕ II 2 (1) G Ex db mb [ia Ga] IIA/IIB/IIC T5/T6 Gb ⊕ II 2 (1) D Ex mb tb [ia Da] IIIC T100 °C Db ⊕ I M2 (M1) Ex db mb [ia Ma] I Mb	
USA (UL)			
Gas and dust			Class I, II, DIV 1 Group A, B, C, D, F, G
Safety data			
Isolation voltage	250 V AC	250 V DC, 250 V AC (50 ... 60 Hz)	
Maximum input power	IIC 2 W IIB 3.5 W IIA 6 W I, III 6 W	IIC 2 W IIB 3.5 W IIA 6 W I, III 6 W	

Technical Data

Design	9730/26-11	9730/37-25	9730/47-25
Electrical data			
Frequency range	150 MHz ... 8 GHz	500 MHz ... 6 GHz	
Insertion loss	(in an ambient temperature of 20 °C)	typical	
Frequency band	150 MHz ... 1 GHz 0.3 dB 1 GHz ... 3.5 GHz 0.46 dB 3.5 GHz ... 6 GHz 1.09 dB 6 GHz ... 8 GHz 1.41 dB	universal	
Frequency	400 MHz 0.12 dB 900 MHz 0.16 dB 2.45 GHz 0.48 dB 5.5 GHz 1.28 dB	500 MHz 1.3 dB 1.4 GHz 0.6 dB 1.7 GHz 0.6 dB 2.5 GHz 0.6 dB 3.9 GHz 1.2 dB 4.9 GHz 1.2 dB 5.4 GHz 0.8 dB 6 GHz 2.0 dB	
Connection, coaxial	SMA socket (female)	to device, internal: RP-SMA socket (male) to antenna, external: N-type socket (female)	
Mechanical data			
Degree of protection	IP40	IP65	
Dimensions	57 x 28 x 14 mm	94 x 35 mm	
Mounting orientation	any	any	
Enclosure material	anodised aluminium	stainless steel	
Ambient conditions			
Operating temperature	-40 ... 80 °C	-40 ... 85 °C	
Storage temperature	-40 ... 80 °C	-40 ... 85 °C	
Relative humidity (no condensation)	≤ 95 %	--	

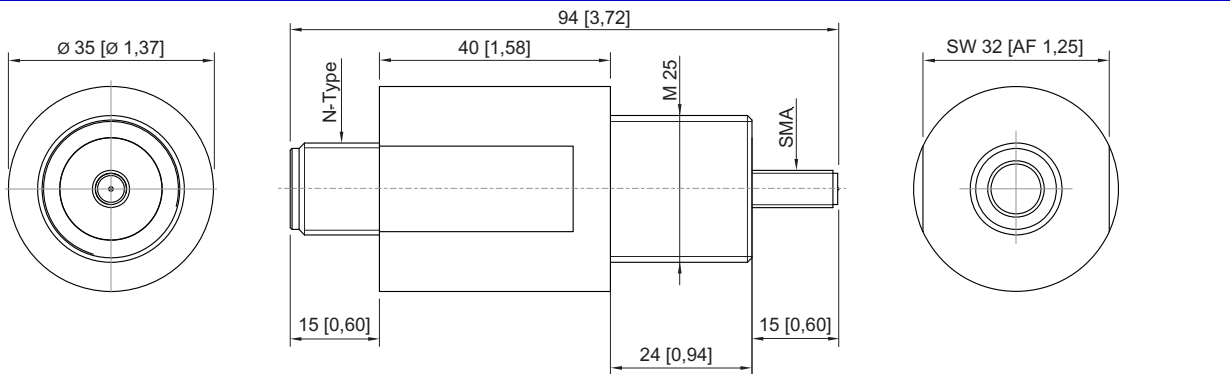
HFisolator Series 9730



Accessories and Spare Parts

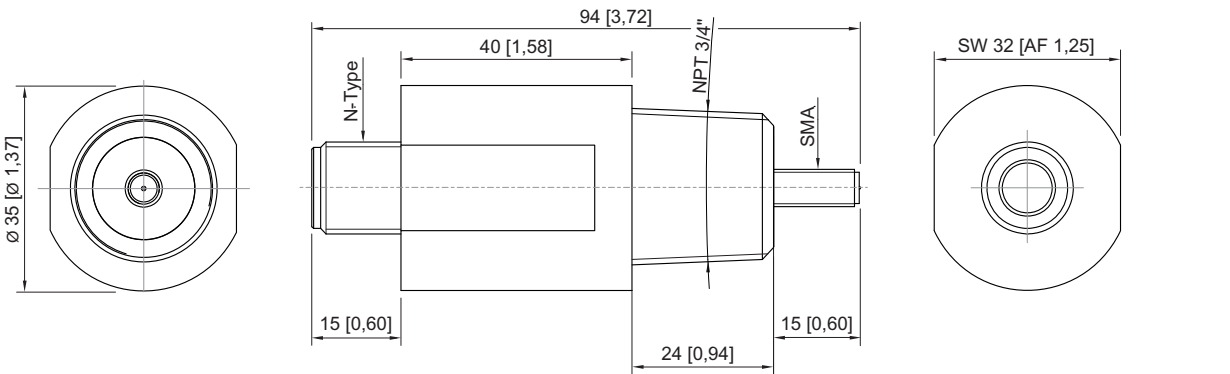
Designation	Frequency range	Connector		Thread	Order number	Art. no.	Weight
		Outside	Inside				
Coax bushing Series 9731 for HFisolator Type 9730/26-11	150 MHz ... 8 GHz	N-Type female	SMA female	M20	9731/110-1	249456	kg 0.400

Dimensional drawings (All dimensions in mm[inches]) - subject to alterations



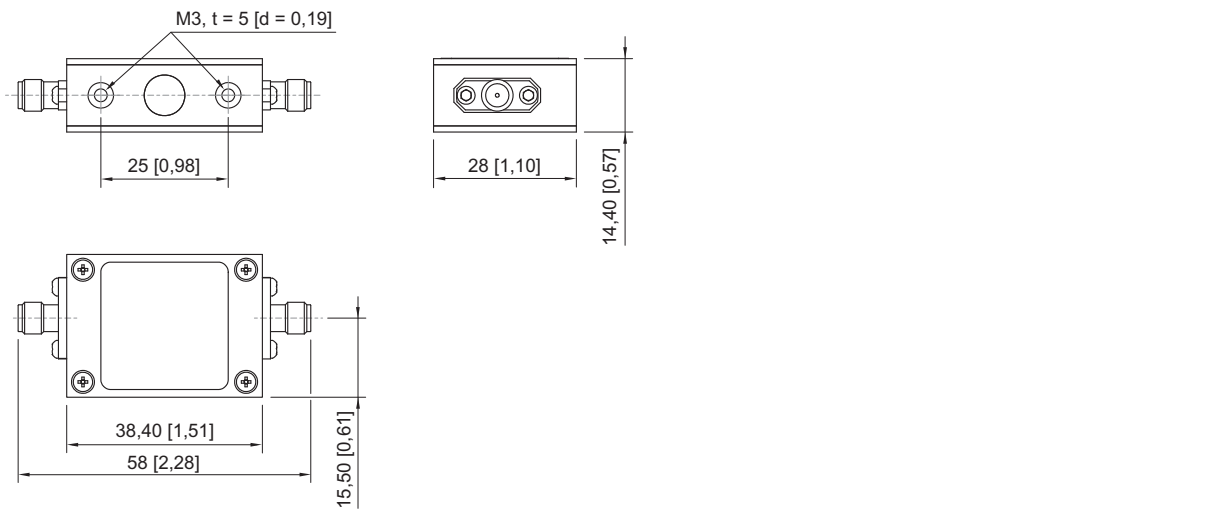
19886E00

Type 9730/37-25



19887E00

Type 9730/47-25



19885E00

Type 9730/26-11

We reserve the right to make alterations to the technical data, dimensions, weights, designs and products available without notice. The illustrations cannot be considered binding.

HFisolator
Series 9730