

Intrinsically Safe Audible Signal - 100 dB (A) Series YO4IS



- > Max sound output
100 dB (A) / 1 m
- > IP55 rated as standard
- > 32 selectable tones meeting international regulations
- > Sound selection via DIL switch
- > Stainless steel fixings
- > Monitoring facility
- > Flame retardant ABS enclosure



14765E00

Yodalex range
Audible signal designed for use in hazardous environments.

	ATEX					
Zone	0	1	2	20	21	22
For use in	x	x	x	x	x	x

Explosion Protection

Europe (ATEX)

Gas and dust

BAS02ATEX1190X

YO*/IS*/T4

II 1 G Ex ia IIC T4 Ga
 II 1 D Ex ia IIIC T190°C Da

YO*/IS*/T6

II 1 G Ex ia IIC T6 Ga
 II 1 D Ex ia IIIC T75°C Da

Certifications and certificates

Certificates

ATEX, India (PESO)

Intrinsically Safe Audible Signal - 100 dB (A)

Series YO4IS



Selection Table

Version	Enclosure colour	Safety barrier	Temperature class	Order number	Art. no.	Weight kg
YO4IS Sounder, ATEX certification, standard devices	red normal (RN)	ISC	T4	YO4/ISC/T4	205310	0.490
			T6	YO4/ISC/T6	205311	0.490

Technical Data

Electrical data

Rated operational voltage	16.2 ... 26.4 V				
Current consumption	Power supply	Certified barrier / isolator parameters	Current consumption	Sound output dB (A) / 1 m	
	24 V DC	28 V / 300 Ω	25 mA	100 dB (A) / 1 m	
	18 V DC	28 V / 300 Ω	20 mA	98 dB (A) / 1 m	
Certified input parameters	U _i = 30 V I _i = 133 mA P _i = 0.7 W C _i = 0 L _i = 0				
Line monitoring	yes				

Acoustic data

Volume	max. 100 dB(A) / 1 m				
Volume control	15 dB (A) adjustment (T4 Models only)				
Sound stages	2				
Sound selection	via DIL-switch				

Ambient conditions

Operating temperature range	-25 ... +40 °C				
Storage temperature	-40 ... +70 °C				
Max. relative humidity	95 % at 40 °C				

Mechanical data

Cable entries	1 x M20				
Material					
Enclosure	ABS, flame retardant				
Assembly parts	stainless steel fixings				
Labels	polyester foil, adhesive				
Degree of protection	IP65 acc. to IEC 60529				

Mounting / Installation

Mounting	Should be mounted to a reasonably flat wall or bulkhead of suitable material using the lugs projecting from the side of the case. The lugs are bored 8 mm on 153 mm centres. The minimum recommended length of fixing screws is 25 mm. To maintain the integrity of the weather seal, the cable entry must be fitted using a suitable sealed gland.				
Connection	Each sounder should be wired independently. 2.5 mm ² terminals				




E5

Intrinsically Safe Audible Signal - 100 dB (A)

Series YO4IS

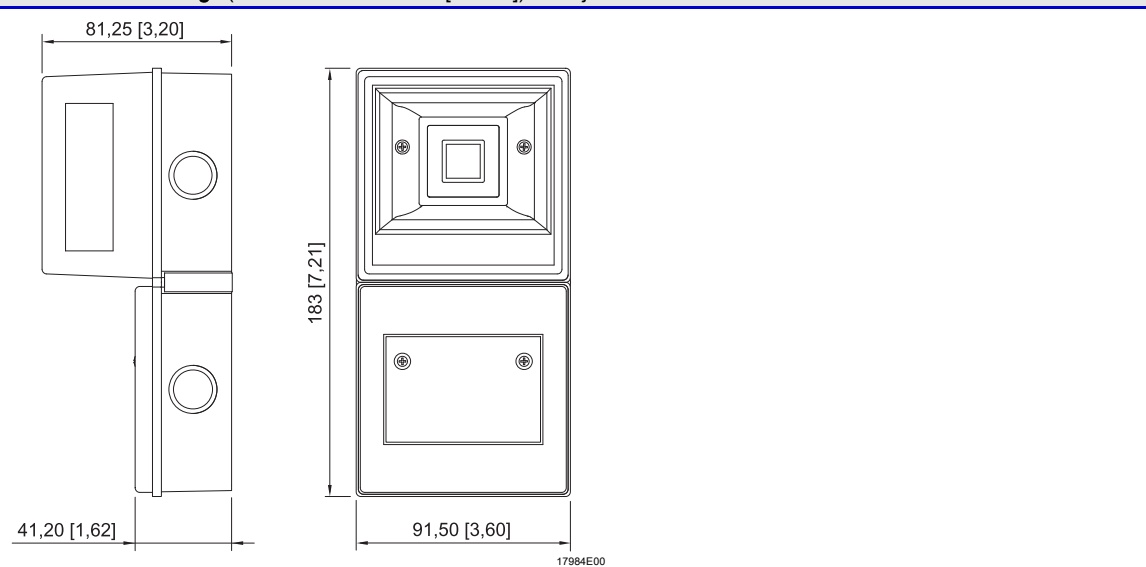


Accessories and Spare Parts

Designation	Figure	Description	Order number	Art. no.	WebCode
Safety barrier		single channel	9001/01-280-085-101	158351	9001A
		dual channel	9002/11-280-186-001	158848	9002A
Galvanic isolator		9176/1x-15-xx (1 channel) single channel	9176/10-15-00s	160472	9176A
		9176/2x-15-xx (2 channels) dual channel	9176/20-15-00s	165567	9176A
Cable gland		8161/8 Ex i (black with blue cap nut) 8161/8-M20-1304 50 pieces 4 ... 13 mm ² (delivery lot ^{*)})	8161/8-M20-1304	239164	8161A

^{*)} Purchase order quantity in [pieces], the delivery quantity is automatically rounded to the delivery lot.

Dimensional Drawings (All Dimensions in mm [inches]) - Subject to Alterations



We reserve the right to make alterations to the technical data, dimensions, weights, designs and products available without notice. The illustrations cannot be considered binding.