


KYORITSU

Test and Measuring Instruments

Shortform Catalogue 2018 - 2019



INSULATION TESTERS

	Analogue Insulation Testers			Analogue Insulation/Continuity Testers	
	3165/3166	3161A	3431	3131A	3132A
Appearance					
Test voltage	1 range	2 ranges	3 ranges	3 ranges	
Rated voltage (Max.measurement value)	500V(1000MΩ)(3165) 1000V(2000MΩ)(3166)	15V(20MΩ) 500V(100MΩ)	250V(200MΩ) 500V(200MΩ) 1000V(2000MΩ)	250V(100MΩ) 500V(200MΩ) 1000V(400MΩ)	250V(100MΩ) 500V(200MΩ) 1000V(400MΩ)
Continuity ranges	-	-	-	2/20Ω	3/500Ω
AC Voltage ranges	600V	600V	600V	-	600V
Back light	-	✓	✓	✓	-
Power source	R6/LR6 × 4	R6/LR6 × 4	R6/LR6 × 4	R6/LR6 × 6	R6/LR6 × 6
Dimensions (L)×(W)×(D)mm	90×137×40	90×137×40	97×156×46	167×185×89	106×160×72
Weight (Approx.)	330g	340g	430g	860g	560g

	Digital Insulation/Continuity Testers					
	3005A/3007A	3021A	3022A	3023A	3551/3552	3552BT*
Appearance						
Test voltage	3 ranges	4 ranges			6 ranges	
Rated voltage (Max.measurement value)	250V(2000MΩ) 500V(2000MΩ) 1000V(2000MΩ)	125V(200MΩ) 250V(2000MΩ) 500V(2000MΩ) 1000V(2000MΩ)	50V(200MΩ) 100V(200MΩ) 250V(2000MΩ) 500V(2000MΩ)	100V(200MΩ) 250V(2000MΩ) 500V(2000MΩ) 1000V(2000MΩ)	50V(100MΩ) 100V(200MΩ) 125V(250MΩ) 250V(500MΩ) 500V(2000MΩ/20GΩ*1) 1000V(4000MΩ/40GΩ*1)	50V(100MΩ) 100V(200MΩ) 125V(250MΩ) 250V(500MΩ) 500V(20GΩ) 1000V(40GΩ)
Continuity ranges	20/200/2000Ω	40/400Ω	40/400Ω	40/400Ω	40/400/4000Ω	40/400/4000Ω
AC Voltage ranges	600V	20 - 600V	20 - 600V	20 - 600V	2.0 - 600V	2.0 - 600V
DC Voltage ranges	-	-20 - -600V 20 - 600V	-20 - -600V 20 - 600V	-20 - -600V 20 - 600V	-2.0 - -600V 2.0 - 600V	-2.0 - -600V 2.0 - 600V
Back light	✓(3007A)	✓	✓	✓	✓	✓
Communication interface	-	-	-	-	USB(3552)	USB, Bluetooth
Power source	R6/LR6 × 8	R6/LR6 × 6	R6/LR6 × 6	R6/LR6 × 6	R6/LR6 × 4	R6/LR6 × 4
Dimensions (L)×(W)×(D)mm	167×185×89	105×158×70	105×158×70	105×158×70	97×156×46	97×156×46
Weight(Approx.)	970g(3005A) 990g(3007A)	600g	600g	600g	490g	490g

*1 3552

*Please contact us with inquiries about the purchase of 3552BT.




PHASE INDICATORS

	Phase Indicators		
	8030	8031/8031F	8035
Appearance			
Operational voltage	200 - 480V AC	110 - 600V AC	70 - 1000V AC
Fuse	-	✓ (8031F)	-
Time limit for continuous	200V : within 60 minutes 480V : within 4 minutes	>500V : within 5 minutes	-
Frequency response	20 - 400Hz	50/60Hz	45 - 66Hz
Applicable standards	IEC 61010-1 CAT III 300V	IEC 61010-1 CAT III 600V (CE Type/8031F)	IEC 61010-1 CAT IV 600V CAT III 1000V IEC 61326, IEC 61557-1,-7
Power source	-	-	R6/LR6 × 4
Cord	1m (L1:red L2:white L3:blue)	1.5m (L1:red L2:white L3:blue)	70cm (L1:red L2:white L3:blue)
Dimensions (L)×(W)×(D)mm	82×59×23	106×75×40	112×61×36
Weight (Approx.)	200g	350g	380g

VOLTAGE DETECTOR









	Voltage Detector
	5711
Appearance	
Operating voltage	AC 90 - 1000 V (Lo sensitivity) AC 20 - 1000 V (Hi sensitivity)
Frequency range	50/60Hz
Operating temp. range	-10 - 50 °C
Storage temp. range	-20 - 60 °C
Applicable standards	IEC 61010-1 CAT IV 600V CAT III 1000V
Power source	R03/LR03 × 2
Dimension	153(L) × φ20mm
Weight (Approx.)	40g










HIGH VOLTAGE INSULATION TESTERS

Analogue High Voltage Insulation Testers				
	3121B	3122B	3123A	3124A
Appearance				 NEW
Test voltage	1 range		2 ranges	Variable
Rated voltage (Max. measurement value)	2500V(100GΩ)	5000V(200GΩ)	5000V(200GΩ) 10000V(400GΩ)	1000V(100MΩ) 1k - 10kV(100GΩ)
Dual resistance scales	✓	✓	✓	✓
Power source	LR14 × 8	LR14 × 8	R6/LR6 × 8	Ni-MH rechargeable battery(1.2V) × 8
Dimensions (L)×(W)×(D)mm	177×226×100	177×226×100	200×140×80	200×140×80
Weight (Approx.)	1.6kg	1.7kg	1kg	1.5kg

Digital High Voltage Insulation Testers				
	3025A	3125A	3127	3128
Appearance				
Rated voltage	4 ranges	5 ranges	5 ranges	6 ranges(Variable)
Test voltage (Max.measurement value)	250V(100MΩ) 500V(1000MΩ) 1000V(2GΩ) 2500V(100GΩ)	250V(100MΩ) 500V(1000MΩ) 1000V(2GΩ) 2500V(100GΩ) 5000V(1000GΩ)	250V(10GΩ) 500V(100GΩ) 1000V(200GΩ) 2500V(1TΩ) 5000V(10TΩ)	500V(500GΩ) 1000V(1TΩ) 2500V(2.5TΩ) 5000V(5TΩ) 10000V(35TΩ) 12000V(35TΩ)
AC/DC Voltage ranges	30 - 600V AC/DC	30 - 600V AC/DC	30 - 600V AC/DC	30 - 600V AC/DC
Back light	✓	✓	✓	✓
Current	-	-	0.00nA - 5.50mA	0.00nA - 2.40mA
Capacitance	-	-	5.0nF - 50.0μF	5.0nF - 50.0μF
Memory	-	-	✓	✓
Power source	LR14 × 8	LR14 × 8	Rechargeable lead storage battery (12V)	Rechargeable lead storage battery (12V)
Dimensions (L)×(W)×(D)mm	177×226×100	177×226×100	380×430×154 *Instrument and Hard case	330×410×180 *Instrument and Hard case
Weight (Approx.)	1.7kg	1.9kg	8kg	9kg

SENSORS

Load current(For Power Meter)								
	8124	8125	8126	8127	8128	8129	8130	8133
Appearance								
Conductor size (MAX.mm)	φ68	φ40	φ40	φ24	φ24	φ150	φ110	φ170
Rated current(AC)	1000A	500A	200A	100A	50A	3000A	1000A	3000A

	Load current			Leakage & Load current			Voltage	Ior Leakage current	
	8121	8122	8123	8146	8147	8148	8309	8177	8178
Appearance									
Conductor size (MAX.mm)	φ24	φ40	φ55	φ24	φ40	φ68	-	φ40	φ68
Rated current(AC) /voltage(AC)	100A	500A	1000A	30A	70A	100A	600V	10A	10A

MULTIMETERS

	Analogue Multimeters		Digital Multimeters				
	1109S	1110	1018H*	1019R	1030	2000/2001	2012R
Appearance							
DCV	0.1 - 1000V	3 - 600V	400mV - 600V	600mV - 600V	400mV - 600V	340mV - 600V	600mV - 600V
ACV	10 - 1000V	30 - 600V	4 - 600V	6 - 600V	4 - 600V	3.4 - 600V	6 - 600V
DCA	50uA - 250mA	60uA - 300mA	-	-	-	60A(2000) 100A(2001)	60/120A
ACA	-	-	-	-	-	60A(2000) 100A(2001)	60/120A
Resistance	✓	✓	✓	✓	✓	✓	✓
Continuity buzzer	-	✓	✓	✓	✓	✓	✓
Capacitance	-	-	✓	✓	✓	-	✓
Frequency	-	-	✓	-	✓	✓	✓
Back light	-	-	-	-	✓	-	-
Logging memory	-	-	-	-	-	-	-
Measurement categories	-	CAT III 300V CAT II 600V	CAT III 300V	CAT III 300V CAT II 600V	CAT III 600V	CAT III 300V CAT II 600V	CAT III 300V CAT II 600V
Power source	R6×2/6F22 × 1	R6 × 2	LR44 × 2	CR2032 × 1	LR44 × 2	R03/LR03 × 2	R03/LR03 × 2
Dimensions (L)×(W)×(D)mm	150×100×47	140×94×39	107×54×10	126×85×18	190×39×31	128×84×24(2000) 128×92×27(2001)	128×92×27
Weight (Approx.)	330g	280g	70g	135g	100g	210g(2000) 220g(2001)	220g

H*: Hard case type





	Digital Multimeters					
	1009	1011/1012	1020R	1021R	1051/1052	1061/1062
Appearance						
DCV	400mV - 600V	600mV - 600V	600mV - 1000V	600mV - 600V	600mV - 1000V	50mV - 1000V
ACV	40mV - 600V	6 - 600V	600mV - 1000V	600mV - 600V	600mV - 1000V	50mV - 1000V
DCA	400uA - 10A	600uA - 10A	-	6A - 10A	600uA - 10A	500uA - 10A
ACA	400uA - 10A	600uA - 10A	-	6A - 10A	600uA - 10A	500uA - 10A
Resistance	✓	✓	✓	✓	✓	✓
Continuity buzzer	✓	✓	✓	✓	✓	✓
Capacitance	✓	✓	✓	✓	✓	✓
Frequency	✓	✓	✓	✓	✓	✓
Back light	-	-	✓	✓	✓	✓
Logging memory	-	-	-	-	✓(1052)	✓
Measurement categories	CAT III 300V	CAT III 300V CAT II 600V	CAT IV 300V CAT III 600V CAT II 1000V	CAT IV 300V CAT III 600V	CAT IV 600V CAT III 1000V	CAT IV 600V CAT III 1000V
Power source	R6 × 2	R6/LR6 × 2	R03/LR03 × 2	R03/LR03 × 2	R6/LR6 × 4	R6/LR6 × 4
Dimensions (L)×(W)×(D)mm	161×82×50	161×82×50	155×75×40	155×75×40	192×90×49	192×90×49
Weight (Approx.)	280g	280g	250g	250g	560g	560g

LEAKAGE CLAMP METERS









	Leakage Clamp Meters				
	2431	2432	2433/2433R	2434	2413F/2413R
Appearance					
Conductor size(MAX.mm)	φ24	φ40	φ40	φ28	φ68
Frequency response	40 - 400Hz	20Hz - 1kHz	20Hz - 1kHz	40 - 400Hz	40Hz - 1kHz
ACA	20mA - 200A	4mA - 100A	40mA - 400A	400mA - 100A	200mA - 1000A
ACV	-	-	-	-	-
Resistance	-	-	-	-	-
Back light	-	-	-	-	✓(2413R)
Peak hold	-	✓	✓	-	✓
Frequency filter	✓	✓	✓	✓	✓
Measurement categories	CAT III 300V	CAT III 300V	CAT III 300V	CAT III 300V	CAT III 300V
Power source	LR-44 × 2	R03/LR03 × 2	R03/LR03 × 2	R03/LR03 × 2	6F22 × 1
Dimensions (L)×(W)×(D)mm	149×60×26	185×81×32	185×81×32	169×75×40	250×130×50
Weight (Approx.)	120g	290g	270g	220g	570g

CLAMP METERS

AC Clamp Meters

	2031	2007R	2117R	2127R	2200 2200R	2002PA 2002R	2608A	2204R	2210R
Appearance									
Conductor size (MAX.mm)	φ24	φ33	φ33	φ33	φ33	φ55	φ33	φ70	φ150
Frequency response	40Hz - 1kHz	40 - 400Hz	40 - 1kHz	40 - 1kHz	40 - 1kHz(ACA)*1 45 - 65Hz(ACA)*2 45 - 500Hz(ACV)	40Hz - 1kHz	50/60Hz	45 - 500Hz	45 - 500Hz
ACA	20/200A	600/1000A	60 - 1000A	60 - 1000A	40 - 1000A	400/2000A	6 - 300A	4 - 400A	30 - 3000A
ACV	-	600V	60/600V	60/600V	4 - 600V	40 - 750V	150 - 600V	-	-
DCV	-	600V	60/600V	60/600V	400V - 600V	40 - 1000V	60V	-	-
Resistance	-	✓	✓	✓	✓	✓	✓	-	-
Continuity buzzer	-	✓	✓	✓	✓	✓	-	-	-
Frequency	-	-	-	✓	-	-	-	-	-
Peak hold	-	-	-	✓	-	✓	-	-	-
Max/Min	-	-	-	-	-	-	-	✓	✓
Measurement categories	CAT III 300V	CAT IV 300V CAT III 600V	CAT IV 300V CAT III 600V	CAT IV 300V CAT III 600V	CAT IV 300V (ACA)*1 CAT III 600V (ACA) CAT III 300V (AC/DCV) CAT II 600V (AC/DCV)	CAT III 600V CAT II 1000V	CAT III 300V CAT II 600V	CAT IV 600V CAT III 1000V	CAT IV 600V CAT III 1000V
Power source	LR-44 × 2	R03/LR03 × 2	R03/LR03 × 2	R03/LR03 × 2	R03/LR03 × 2	R6/LR6 × 2	R6/LR6 × 1	R03/LR03 × 2	R03/LR03 × 2
Dimensions (L)×(W)×(D)mm	147×59×26	204×81×36	204×81×36	204×81×36	190×68×20	247×105×49	193×78×39	120×70×26 (Display unit) φ5.5mm Approx. (Cable diameter)	120×70×26 (Display unit) φ8.5mm Approx. (Cable diameter)
Weight (Approx.)	100g	220g	220g	230g	120g	470g	275g	200g	300g

*1 2200R
*2 2200

	DC Milliamp Clamp Meters 2500/2510	AC/DC Clamp Meters						Fork Current Tester 2300R
	2010	2033	2046R	2055/2056R	2003A	2009R	2300R	
Appearance								
Conductor size (MAX.mm)	φ6	φ7.5	φ24	φ33	φ40	φ55	φ55	φ10
Frequency response	DC	DC 40Hz - 2kHz	DC 20Hz - 1kHz	DC 40 - 400Hz	DC 40 - 400Hz	DC 40Hz - 1kHz	DC 20Hz - 1kHz	DC 50/60Hz
ACA	-	200mA - 20A	40/300A	600A	600/1000A	400/2000A	400/2000A	100A
DCA	20/120mA	2/20A	40/300A	600A	600/1000A	400/2000A	400/2000A	100A
ACV	-	-	-	6 - 600V	6 - 600V	400/750V	40 - 750V	-
DCV	-	-	-	600mV - 600V	600mV - 600V	400/1000V	40 - 1000V	-
Resistance	-	-	-	✓	✓	✓	✓	-
Continuity buzzer	-	-	-	✓	✓	✓	✓	-
Frequency	-	-	-	✓	✓	-	✓	-
Back light	✓	-	-	✓	✓	-	-	-
Peak hold	-	-	-	✓	✓(2056R)	✓(Max)	✓*4	-
Max/Min	-	-	-	✓	✓	-	-	-
Communication interface	Bluetooth(2510)	-	-	-	-	-	-	-
Measurement categories	-	-	CAT III 300V	CAT IV 600V	CAT IV 600V	CAT IV 600V CAT III 1000V	CAT IV 600V CAT III 1000V	CAT III 300V
Power source	R6/LR6 × 4*3	6LR61 × 1	LR-44 × 2	R03/LR03 × 2	R03/LR03 × 2	R6/LR6 × 2	R6/LR6 × 2	R03/LR03 × 2
Dimensions (L)×(W)×(D)mm	111×61×40 (Display unit) 104×34×20 (Sensor)	142×64×26 (Display unit) 153×23×18 (Sensor)	147×59×25	243×77×36	254×82×36	250×105×49	250×105×49	161×40×30
Weight (Approx.)	290g(2500) 310g(2510)	220g	100g	300g	310g	530g	540g	110g





*3 External power is available. (2510 only)

*4 In the PEAK mode, the auto-ranging feature is disabled and measuring ranges are fixed as follows.

DC/ACA:0-400.0A



DC/ACV:0-400.0V

EARTH TESTERS



Earth Testers				
	4102A/4102A-H*	4105A/4105A-H*	4105DL/4105DL-H*	4106
Appearance				
Earth resistance	12/120/1200Ω	20/200/2000Ω	20/200/2000Ω	2/20/200/2000/20k/200kΩ
Earth resistivity ρ	-	-	-	2/20/200/2000/20k/200kΩ
Earth voltage	30V AC	200V AC	300V AC/300V DC	50V AC
Memory function	-	-	-	✓(800 data)
Back light	-	-	✓	✓
Applicable standards	IEC 61010-1 CAT III 300V IEC 61010-031 IEC 61557-1, 5 IEC 60529(IP54)	IEC 61010-1 CAT III 300V IEC 61010-031 IEC 61557-1, 5 IEC 60529(IP54)	IEC 61010-1 CAT IV 100V CAT III 150V, CAT II 300V IEC 61010-2-030, IEC 61010-031 IEC 61557-1, -5, IEC 60529 (IP67) IEC 61326-1, -2-2 (EMC)	IEC 61010-1 CAT IV 150V CAT III 300V IEC 61010-031, IEC 61557-1, 5 IEC 61326-1, IEC 60529(P54)
Power source	R6/LR6 × 6	R6/LR6 × 6	LR6 × 6	R6/LR6 × 8
Dimensions (L)×(W)×(D)mm	105×158×70	105×158×70	121×188×59	167×185×89
Weight (Approx.)	600g	550g	690g	900g

H*: Hard case type

EARTH TESTERS



	Earth Clamp Testers	Simplified Earth Tester
	4200/4202	4300
Appearance		
Conductor size(MAX.mm)	φ32	-
Earth resistance	20/200/1500Ω	200/2000Ω
Earth voltage	-	300V AC
AC A	100/1000mA/10/30A	-
Noise check	✓	-
Memory function	✓(100 data)	-
Back light	✓	✓
Communication interface	Bluetooth(4202)	-
Applicable standards	IEC 61010-1 CAT IV 300V IEC 61010-2-032 IEC 61326	IEC 61010-1 CAT III 300V IEC 61010-031 IEC 61557-1, 5 IEC 61326-1 IEC 60529(IP40)
Power source	R6/LR6 × 4	R6/LR6 × 2
Dimensions (L)×(W)×(D)mm	246×120×54	232×51×42
Weight (Approx.)	780g	220g



LOOP/PSC TESTERS

	LOOP/PSC Testers	
	4118A	4140
Appearance		
Loop impedance ranges	20/200/2000Ω	20/200/2000Ω(ATT*)
AC test current	25A/2.3A/15mA	6A/2A/15mA
AC test period	20/40/280ms	40/20/500ms
PSC ranges	200/2000A/20kA	2000A/20kA
PFC ranges	-	2000A/20kA(L-N<20Ω)
Voltage	110 - 260V ±2%rdg±4dgt	0 - 500V ±2%rdg±4dgt
Operating voltage	230V +10%, -15%	50 - 500V
Applicable standards	IEC 61010-1 CAT III 300V IEC 61010-031 IEC 61557-1, 3 IEC 60529(IP54)	IEC 61010-1 CAT III 300V IEC 61010-031 IEC 61557-1, 3, 7, 10 IEC 60529(IP54), IEC 61326
Power source	-	R6/LR6 × 6
Dimensions (L)×(W)×(D)mm	185×167×89	84×184×133
Weight (Approx.)	750g	860g

ATT*: Anti-Trip Technology

KEWTECH Brand

	Voltage Testers	
	KT170	KT171
Appearance		
Voltage test	LED	12/24/50/120/230/400/690V
	LCD	-
Single-pole phase	-	300.0/690V
Phase rotation	100-690 AC(50/60Hz) Three-phase 4wire system 200-690V AC(50/60Hz)	
Continuity test	0-400kΩ +50%	
Applicable standards	IEC 61243-3 IEC 61010-1 CAT III 690V/CAT IV 600V IEC 61557-7 IEC 60529(IP65)	
Power source	R03/LR03 × 2	
Dimensions (L)×(W)×(D)mm	246×64×26	
Weight (Approx.)	195g	



	Digital Clamp Meters	
	KT200	KT203
Appearance		
Conductor size (MAX.mm)	φ30	φ30
Frequency response	50/60Hz	50/60Hz
ACA	40/400A	40/400A
DCA	-	40/400A
ACV	400/600V	400/600V
DCV	400/600V	400/600V
Resistance	✓	✓
Continuity buzzer	✓	✓
Measurement categories	CAT III 300V(ACA) CAT II 600V	CAT III 300V(ACA) CAT II 600V
Power source	R03/LR03 × 2	R03/LR03 × 2
Dimensions (L)×(W)×(D)mm	184×69×39	184×69×39
Weight (Approx.)	190g	200g

MULTI FUNCTION TESTERS



	Multi Function Testers				
	6010B	6011A	6016	6018	6024PV
Appearance					
Continuity	20/200Ω	20/200/2000Ω	20/200/2000Ω	-	-
Insulation	500/1000V	250/500/1000V	250/500/1000V	250/500/1000V	250/500/1000V
PV Insulation	-	-	-	-	500/1000V
Loop impedance	20/200Ω	20/200/2000Ω	20/200/2000Ω(ATT*)	-	-
RCD	✓	✓	✓	-	-
PSC	-	✓	✓	-	-
Earth resistance	-	-	20/200/2000Ω	12/120/1200Ω	20/200/2000Ω
AC/DC voltage	100 - 250V AC	100 - 250V AC	25 - 500V AC	0 - 600V AC	600V AC/1000V DC
Phase rotation	-	-	✓	-	-
200mA continuity test current	✓	✓	✓	-	-
Auto discharges	✓	✓	✓	✓	✓
LIVE circuit warning	✓	✓	✓	✓	✓
PC communication	✓	-	✓	-	✓
Applicable standards	IEC 61010-1 CAT III 300V IEC 61557-1,2,3,4,6,10 IEC 60529(IP40)	IEC 61010-1 CAT III 300V IEC 61010-031 IEC 61557 IEC 60529(IP54)	IEC 61010-1 CAT III 300V (500V L to L) IEC 61010-031 IEC 61557-1,2,3,4,5,6,7,10 IEC 60529(IP40) IEC 61326(EMC)	IEC 61010-1 CAT III 600V IEC 61010-031 IEC 61557	IEC 61010-1 CAT IV 300V CAT III 600V IEC 61010-2-030 IEC 61010-031 IEC 60529(IP54) IEC 61557-1,-2,-5,-10 IEC 61326-1,2-2
Power source	R6/LR6 × 8	R6/LR6 × 8	R6/LR6 × 8	R6/LR6 × 8	LR6 × 6
Dimensions (L)x(W)x(D)mm	175×115×86	130×183×100	136×235×114	130×183×100	84×184×133
Weight (Approx.)	840g	1100g	1350g	1000g	900g

ATT*: Anti-Trip Technology

RCD TESTERS

	RCD Testers	
	5406A	5410
Appearance		
Rated tripping current	10/20/30/200/300/500mA	15/30/50/100mA(×5) 15/30/50/100/200/500mA (×1,×1/2, AUTO)
Fault condition settings	×1/2, ×1, ×5, ×DC, AUTO	×5, ×1, ×1/2, AUTO
Voltage measurement	-	80 - 450V
Lowest resolution	1ms	1ms
0 and 180 degree phase angle switch	✓	✓
Constant current testing	✓	✓
Check operation of DC sensitive breakers	✓	-
Operating voltage	230V +10%, -15%(50Hz)	100V ±10%, 200V +32%, -10%, 400V ±10%(50/60Hz)
Applicable standards	IEC 61010-1, CAT III 300V IEC 61557-1, 6 IEC 60529(IP54)	IEC 61010-1 CAT III 300V/CAT II 400V IEC 61557-1, 6, IEC 60529(IP54)
Power source	-	R6/LR6 × 8
Dimensions (L)x(W)x(D)mm	186×167×89	186×167×89
Weight (Approx.)	800g	965g

PORTABLE APPLIANCE TESTERS

	Portable Appliance Testers	
	6201A	6205
Appearance		
Protective conductor	15Ω	20Ω
Insulation resistance	20MΩ(250/500V)	20MΩ(250/500V)
Leakage current	20mA	20mA
AC voltage	207 - 264V	30 - 270V
RCD	-	✓
Memory function	-	✓(999 data)
Back light	-	✓
PC communication	-	USB
Printer communication	-	✓
Applicable standards	AS/NZS 3760:2003 IEC 61010-1 CAT III 300V IEC 61326-1	AS/NZS 3760:2010 IEC/EN61010-1 CAT II 300V IEC/EN61010-2-030 IEC/EN61010-031 EN61326-2-2
Source voltage	240V±10%	230+10%, -15%
Power source	-	LR6×6
Dimensions (L)x(W)x(D)mm	185×167×89	261×104×57
Weight (Approx.)	1200g	930g

POWER METER



KEW 6305
TRUE RMS Bluetooth

CE

	Power Meter 6305
Wiring connections	1P2W, 1P3W, 3P3W, 3P3W3A, 3P4W
Measurements	Voltage, Current, Frequency, Active power
Parameters	Apparent power, Reactive power, Active energy, Apparent energy, Reactive energy, Power factor (cos θ), Neutral current, Demand
Voltage range[RMS]	150.0/300.0/600.0V
Voltage accuracy	$\pm 0.2\%rdg \pm 0.2\%f.s.$ (sine wave, 45 - 65Hz)
Current range[RMS]	10.00/50.00/100.0/250.0/500.0A/Auto (with clamp sensor MODEL8125)
Current accuracy	$\pm 0.2\%rdg \pm 0.2\%f.s.$ + Accuracy of Clamp sensor (sine wave, 45 - 65Hz)
Communication Interface	USB, Bluetooth
PC Card type	SD card
Power supply	AC100 - 240V (50/60Hz)/LR6 \times 6
Dimensions / Weight	175(L) \times 120(W) \times 65(D)mm / 800g Approx.

POWER QUALITY ANALYZER



KEW 6315
TRUE RMS Bluetooth

Power quality and power consumption are simultaneously recordable

CE

	Power Quality Analyzer 6315
Wiring connections	1P2W, 1P3W, 3P3W, 3P3W3A, 3P4W
Measurements & Parameters	Voltage, Current, Frequency, Active power, Reactive power, Apparent power, Energy, Power factor(cos ϕ), Demand, Harmonics, Quality(Swell/Dip/Interruption, Transients, Inrush Current, Unbalance Rate, Flicker)
Display	320 \times 240(RGB) Pixels, 3.5-inch Color TFT display
Voltage range[RMS]	600/1000V
Voltage accuracy	$\pm 0.2\%rdg \pm 0.2\%f.s.$ (sine wave, 40 - 70Hz)
Current range[RMS]	500mA - 3000A
Current accuracy	$\pm 0.2\%rdg \pm 0.2\%f.s.$ + Accuracy of Clamp sensor
Communication Interface	USB, Bluetooth
PC Card type	SD card
Applicable standards	IEC61000-4-30 Class S
Power supply	AC100 - 240V (45 - 65Hz)/LR6 \times 6
Dimensions / Weight	175(L) \times 120(W) \times 68(D)mm / 900g Approx.

LOGGERS



KEW 5010 TRUE RMS
3 channel inputs for the simultaneous recording of Leakage and Load Current

	5010
Recording mode	Normal, Trigger, Capture
Communication Interface	USB
Power supply	External supply DC9V/LR6 \times 4
Dimensions	111(L) \times 60(W) \times 42(D)mm
Weight (Approx.)	265g

CE



KEW 5020 TRUE RMS
3 channel inputs for the simultaneous recording of Leakage Current, Load Current and Voltage

	5020
Recording mode	Normal, Trigger, Capture, Power quality analysis
Communication Interface	USB
Power supply	External supply DC9V/LR6 \times 4
Dimensions	111(L) \times 60(W) \times 42(D)mm
Weight (Approx.)	265g

CE

lor LOGGER

	lor Logger 5050
Wiring connections	1P2W, 1P3W, 3P3W, 3P4W
Measurements and Parameters	lor : Leakage current (Trms) with resistive components only lo : Leakage current (Trms) with basic wave of 40 - 70Hz lom : Leakage current (Trms) including harmonic components V : Reference voltage (Trms) with basic wave of 40 - 70Hz Vm : Reference voltage (Trms) including harmonic components R : Insulation resistance, Frequency(Hz), Phase angle(θ)
lor range	10.000/100.00/1000.0mA/10.000A/AUTO
Voltage range	1000.0V
Communication interface	USB
PC Card type	SD card
Power supply	AC100 - 240V (50 - 60Hz)/LR6 \times 6
Dimension/Weight	165(L) \times 115(W) \times 57(D)mm / 680g Approx.

Quickly find electric leakages with less time and more productivity.



KEW 5050 NEW
TRUE RMS

CE

Safety Warnings : Please read the "Safety Warnings" in the instruction manual supplied with the instrument thoroughly and completely for correct use. Failure to follow the safety rules can cause fire, trouble, electrical shock, etc. Therefore, make sure to operate the instrument on a correct power supply and voltage rating marked on each instrument.

For inquires or orders :

KYORITSU ELECTRICAL INSTRUMENTS WORKS, LTD.

2-5-20, Nakane, Meguro-ku, Tokyo, 152-0031 Japan
Phone: +81-3-3723-0131
Fax: +81-3-3723-0152
E-mail: info-eng@kew-ltd.co.jp

<http://www.kew-ltd.co.jp>

