

Flameproof Audible Signal – 115 dB (A) Series YA90



www.stahl.de



13912E00

- > Max sound output 115 dB (A) / 1 m
- > 2 stage alarm, independently selectable 2nd stage
- > IP66 rated as standard
- > 32 selectable tones meeting international regulations
- > Light weight glass reinforced polyester (GRP) Ex enclosure
- > Sound selection via 5 way DIL switch
- > Adjustable stainless steel ratchet bracket providing positive setting
- > Enclosure finished in red high performance paint with ABS flare
- > Monitoring facility (DC voltages only)
- > Dual 20 mm gland entries as standard



E5

Yodalex range
Directional audible signal designed for use in hazardous or harsh environments.

	ATEX / IECEx						Division	NEC 500					
	0	1	2	20	21	22		Class I		Class II		Class III	
Zone							1	2	1	2	1	2	
For use in		x	x		x	x		x					

WebCode YA90A

Flameproof Audible Signal – 115 dB (A)

Series YA90



Explosion Protection

Global (IECEX)

Gas and dust

YA90/B versions:	IECEX BAS 08.0062X
YA90/C versions:	IECEX BAS 08.0061X
YA90/B+C versions:	EN 60079-0:2009, EN 60079-1:2007-04, EN 60079-31:2008
YA90/B versions:	Ex d IIB T6 Ta -60 ... +60°C Gb
YA90/C versions:	Ex d IIC T6 Ta -60 ... +60°C Gb
YA90/B+C versions:	Ex tb IIIC T85°C Ta -60 ... +60°C Db IP66

Europe (ATEX)

Gas and dust

YA90/B versions:	Baseefa 08 ATEX 0191 X
YA90/C versions:	Baseefa 08 ATEX 0189 X
YA90/B+C versions:	EN 60079-0:2009, EN 60079-1:2007, EN 60079-31:2009
YA90/B versions:	⊕ II 2 G Ex d IIB T6 Ta -60 ... +60°C Gb
YA90/C versions:	⊕ II 2 G Ex d IIC T6 Ta -60 ... +60°C Gb
YA90/B+C versions:	⊕ II 2 D Ex tb IIIC T85°C Ta -60 ... +60°C Db IP66

North America (cULus & ULc listed)

Gas and dust

YA90/B+C versions:	E161818 USL: UL 464 / ISA 12.12.01-2007 CNL: CAN/ULC-S525-07, Edition 3 2007 / CSA C22.2 No. 213
YA90/B versions:	USL, CNL - Class I, Div. 2, Groups C and D Hazardous Locations Operating temperature -60 ... +66 °C Audible signal appliance, fire alarm service private mode
YA90/C versions:	USL, CNL - Class I, Div. 2, Groups A, B, C and D Hazardous Locations Operating temperature -60 ... +66 °C Audible signal appliance, fire alarm service private mode

EAC (TR)

Gas and dust

	TC RU C-DE.AA71.B.00033
YA90/B versions:	1 Ex d IIB T6 (Tamb -60 °C ...+60 °C) Gb X Ex tb IIIC T85 °C Db X
YA90/C versions:	1 Ex d IIC T6 (Tamb -60 °C...+60 °C) Gb X Ex tb IIIC T85 C Db X

Certifications and certificates

Certificates

IECEX, ATEX, Brazil (INMETRO), China (China-Ex), India (PESO), Korea (KGs), Kazakhstan (TR), North America (cULus, ULc), Russia (TR), Belarus (TR)

Flameproof Audible Signal – 115 dB (A)

Series YA90



Selection Table

Version	Gasgruppe	Rated operational voltage	Order number	Art. no.	Weight
YA90 Sounder, ATEX & IECEx certification, standard devices	IIC	24 V DC	YA90/C-D-EN-RN-ST-00-00-00	205209	4.500
		115 V AC	YA90/C-L-EN-RN-ST-00-00-00	206770	4.500
		230 V AC	YA90/C-N-EN-RN-ST-00-00-00	205214	4.500
YA90 Sounder, North America cULus & ULc listed, standard devices	A, B, C & D	24 V DC	YA90/C-D-UL-RN-ST-00-00-00	205365	4.500
		115 V AC	YA90/C-L-UL-RN-ST-00-00-00	205366	4.500
		230 V AC	YA90/C-N-UL-RN-ST-00-00-00	212397	4.500
YA90 Sounder, EAC certification, standard devices	IIC	24 V DC	YA90/C-D-RU-RN-ST-00-00-00	206661	4.500
		115 V AC	YA90/C-L-RU-RN-ST-00-00-00	212399	4.500
		230 V AC	YA90/C-N-RU-RN-ST-00-00-00	205217	4.500

Note Variations in gas group, voltage and certification are available
Tag labels can be added, please contact your local sales office for more details

Type Code

Variant	Option	Code	YA90 / . - . - .. - RN - ST - .. - .. - ..
Gas group	ATEX / IECEx products	C	
	IIB C, D Groups	B	
	IIC A, B, C, D Groups	C	
Rated operational voltage	24 V DC	D	
	48 V DC	F	
	115 V AC	L	
	230 V AC	N	
Certification	ATEX & IECEx	EN	
	cULus & ULc listed	UL	
	EAC (TR)	RU	
Body Colour	Red	RN	
Specification	Standard	ST	
Options	None	00	
	Tag label	TL	
	Duty label	DL	
	Tag & Duty label	DT	
Activation	Standard	00	
	Telephone	TI	
Local certification	Standard	00	
	INMETRO	IN	
	PESO	PE	
	KCs	KC	
	CQST	CQ	

E5

Flameproof Audible Signal – 115 dB (A) Series YA90



Technical Data

Electrical data

Rated operational voltage	24 V DC, 48 V DC, 115 V AC and 230 V AC operational parameters + or -10 %	
Rated operational current	24 V DC	300 mA
	48 V DC	160 mA
	115 V AC	80 mA
	230 V AC	45 mA

UL calculate the current using RMS Root mean square which gives the following measurement and is the figure reported on UL variant product labels:

24 V DC	500 mA
48 V DC	not available UL certified variants
115 V AC	130 mA
230 V AC	90 mA

Mechanical data

Material	GRP
Enclosure	GRP
Horn	ABS Flame retardant
Fixings	Screws - A4 - 80
Bracket	Stainless steel DIN EN 10088-9 1.4404 / AISI 316L
Degree of protection	IP66 – BS EN 60529 NEMA 4X – UL 50
Enclosure entries	2 x M20 cable entries equipped with 1 x stopping plug & 1 x dust cover UL Product variants supplied with 2 x M20 / 1/2" adaptors

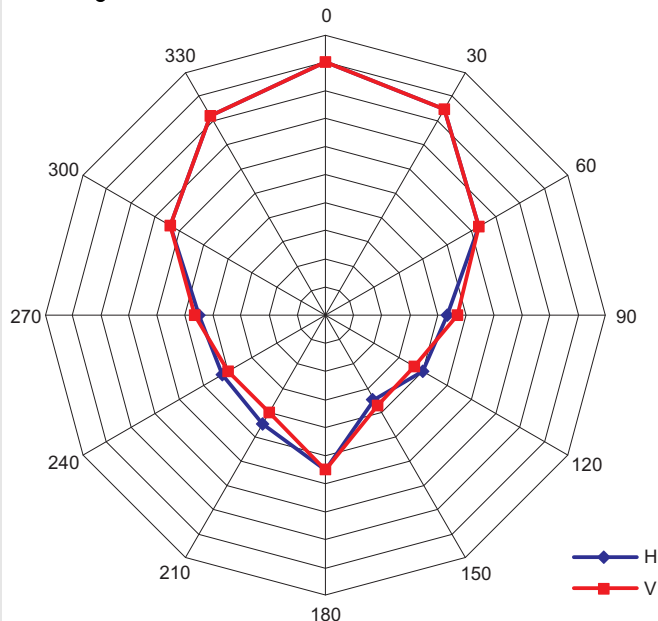
Ambient conditions

Ambient temperature	ATEX/IECEX variants	
	24/48 V DC	-60 ... +60 °C
	115 V AC	-40 ... +60 °C
	230 V AC	-40 ... +60 °C
	cULus & ULC listed -60 ... +66 °C	
Max. relative humidity	95 % at 40 °C	

Acoustic data

Volume
115 dB(A) / 1 m
Sound output for products gas groups IIC

Polar diagram



16321E00

Flameproof Audible Signal – 115 dB (A)





Series YA90



Technical Data

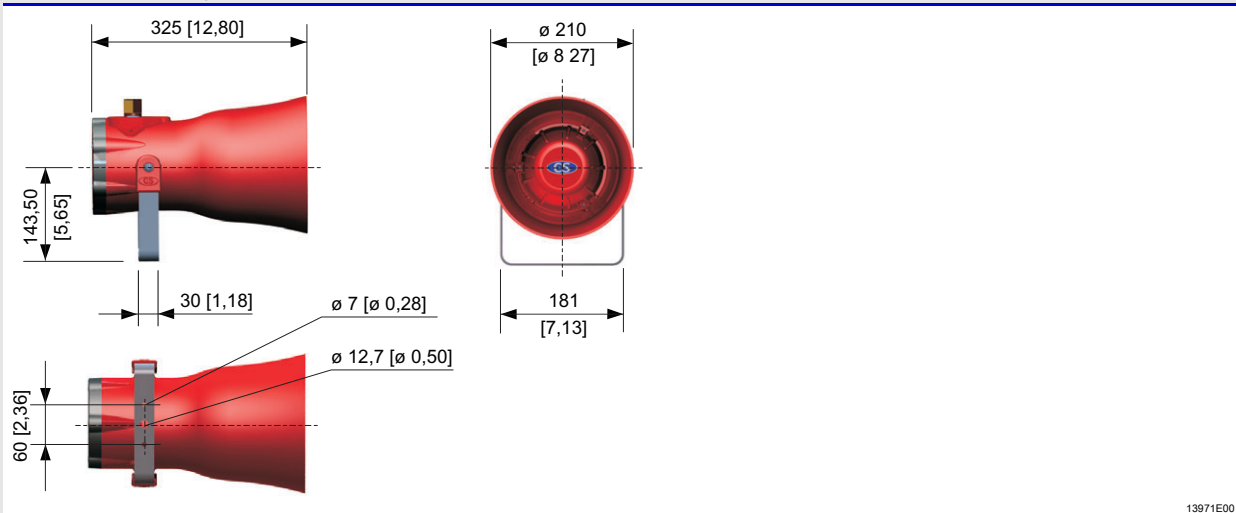
Acoustic data	
Alarm stages	2 stage alarm
Sound selection	via DIL switch
Sound signal selection	32
All sounders have 32 sound signal selections. From the 32 sound signals, any signal may be chosen as the first stage alarm and any signal for the second stage alarm. Sound output level and current consumption depends upon the signal selected.	
Mounting / Installation	
Assembly	stainless steel mounting bracket provided, holes to suit M6, pitch 60 mm

Accessories and Spare Parts

Designation	Figure	Description	Order number	Art. no.	WebCode
Cable gland		Ex d & Ex e Compound barrier cable gland for all types of unarmoured and braid armour cables (nickel plated brass)	CMP-20PXSS2K	109441	PXSS2KA
		Ex d & Ex e Compound barrier cable gland for all types of armoured cables (SWA, braided, tape) (nickel plated brass)	CMP-20PX2K	109428	PX2KA
		Ex d & Ex e cable gland for all types of unarmoured and braid armour cables (nickel plated brass)	CMP-20A2F	243464	A2FA
		Ex d & Ex e cable gland for all types of armoured cables (SWA, braided, tape) (nickel plated brass) with unique compensating displacement seal system (CDS)	CMP-20T3CDS	246561	T3CDSA

Note Approvals of cable entries have to be observed.

Dimensional Drawings (All Dimensions in mm [inches]) - Subject to Alterations



We reserve the right to make alterations to the technical data, dimensions, weights, designs and products available without notice. The illustrations cannot be considered binding.

E5