

EE240 Series

State of the art sensor technology, highest reliability of data transmission and the ease of system installation are the outstanding features of the wireless sensor series EE240. Indifferent whether a point-to-point connection or a complex network is required, the series EE240 offers the ideal solution.

Wireless Transmitter EE245

The elegant housing combines the measurement of temperature, humidity and CO₂. An optional display is available to provide local indication. As a standard, batteries provide for the power supply. For more power demanding applications the device can be powered through an external adapter.

Wireless Transmitter EE244

The industrial housing can be equipped with up to three sensing probes to contact the interchangeable probes. An optional display is available to provide local indication. As a standard, batteries provide for the power supply. For more power demanding applications the device can be powered through an external adapter.

Interchangeable Sensing probes

A modular structure and easy extendable assortment of sensing probes allow the usage in many applications. For many years, the proven sensor technology of E+E for the measurement values of humidity, temperature, and CO₂ guarantee precise measurements and the highest longtime stability.

The standard interface and the stored calibration data of the sensing probe allow for any choice or combination of the available sensing probes offered. An adaptation or expansion of the number of sensing probes afterwards or an exchange for service purposes can be achieved in seconds – a must-have for uninterrupted data acquisition. For high temperature applications or installations in small spaces, the sensing probe can be connected with a sensor cable of up to 10 m (33 ft) in length.

Base Station EE241 and EE242

Do you have to traverse a street? The inexpensive point-to-point connection can be accomplished very easily with the **EE241**.

The configuration at the factory of the up to four transmitted measurement values is done in accordance with your specifications, meaning that the values are available as analogue outputs (0 – 5 / 10 V or 4 - 20 mA) immediately after installation.


For more complex networks (up to 500 transmitters or up to 2000 measurement values) is the user-configurable **EE242** available.

Independent of the topology of the network the integrated Webserver and the Ethernet interface warrants highest flexibility in the configuration of the network with a computer. A simple integration of the measurement system in the customer's network and the easy remote access and diagnostic of the measurement data are additional helpful features. The output values can be transferred as an analogue signal, as well as in digital form (via Ethernet). For a bus integration, Modbus will be supported. The actual measurement values and some operational information can be indicated on an optional display.

Router Series EE244-R

The radio range is greatly depending on local circumstances. With the router series EE244-R obstacles can be bypassed or the transmission distance expanded.

Wireless Sensor for Humidity / Temperature / CO₂



Typical Applications

Pharmaceutical Industry
Warehouses
Control Rooms
Cooling Chambers
Museums
HVAC Systems
Food Industry

Features

Interchangeable Sensing Probes
Remote Probes up to 10 m (33 ft)
Battery Operating Life up to 1 Years
Webserver
Ethernet
Long Rangeability

Highest Transmission Reliability

The data transmission is based on the IEEE 802.15.4 protocol with a transmission frequency of 2.4 GHz, which can be used all over the world without any additional cost. A special identification address, checksums, handshakes, and bidirectional communication provide the highest transmission reliability. Typical radio ranges are 100 m (330 ft) for indoor applications and 1000 m (3300 ft) in the open field. Greater radio ranges are easy obtainable with routers. The self-configuring, scalable, and self-healing mesh network, even when a connection fails, is another component contributing to the improvement of the transmission reliability and security. The highest possible data security level is accomplished with a preset encryption key according to AES-128.

Digital bus connection

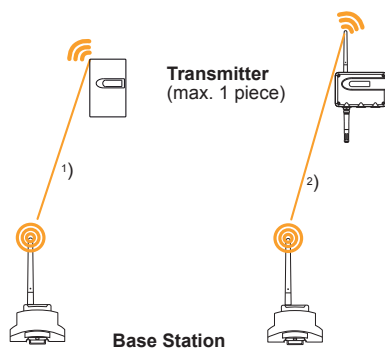
For bus integration, Modbus is supported. Communication is implemented via Ethernet or RS485 interface. Bus connection is only supported by the base station EE242.

Installation / Remote Access / Maintenance via Webserver

The integrated Webserver allows platform-independent installation, remote access and easy maintenance with any commercially available browser (Internet Explorer, Firefox, OPERA...) on a computer without additional software.

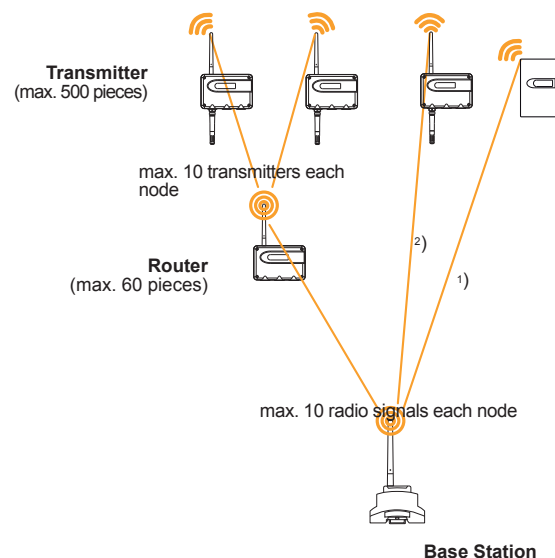
Wireless Networks

EE241 (point-to-point connection)



- 1) Radio ranges:
- up to 60m (197 ft) indoors
2) Radio ranges:
- up to 100m (330 ft) indoors
- up to 1000m (3300 ft) in open field

EE242 (wireless network)



Comparison

	EE241	EE242
Transmitter: max. number of transmitters EE244 / EE245	1	500
Router: maximum number of routers EE244-R	60	60
Base Station: configuration of analogue outputs	acc. to order code	✓ via Webserver
user-configurable after delivery	--	✓ via Webserver
digital interface	--	✓ Ethernet, Modbus

Technical data Transmitter EE244 & EE245

General

Transmission frequency	2.4 GHz	
Transmission system	IEEE 802.15.4	
Transmission power	10mW	
Radio range	up to 100m (330 ft) indoors, up to 1000m (3300 ft) in open field	
Approval	ETSI / FCC Part 15.247 / IC	
Electromagnetic compatibility	EN61326-1 Industry	FCC Part 15 Class B
	EN61326-2-3 Industry	ICES-003 Class B



EE244 (Transmitter, Router)

Supply transmitter (EE244-A)	battery 4x1.5V AA (not in the scope of supply)	
Battery lifetime	> 1 year with a measuring data transmission every 5 min. (for T / %RH)	
External supply transmitter (EE244-B)	8...28V DC SELV, typ. $I_L = 20\text{mA}$ at 24V; max. $I_L = 35\text{mA}$ at 24V DC	
External supply router (EE244-R)	8...28V DC SELV, typ. $I_L = 20\text{mA}$ at 24V; max. $I_L = 35\text{mA}$ at 24V DC	
Housing material	polycarbonate (PC)	
Protection class housing	IP65	
Temperature ranges	working temperature range of probe:	refer to respective data sheet of sensing probe
	working temperature range:	-40...+50°C (-40...122°F) (with display: -20...+50°C / -4...122°F)
	storage temperature range:	-40...+50°C (-40...122°F) (with display: -20...+50°C / -4...122°F)
Max. number of sensing probes	3 (2*)	
Max. number of measuring signals	6 (4*) (T / RH / CO ₂ **)	

EE245 (Transmitter)

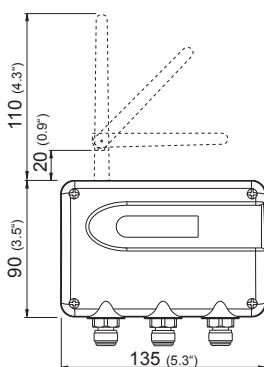
Power Supply	battery 4x1.5V AA (not in the scope of supply)	
Battery lifetime	> 1 year with a measuring data transmission every 5 min. (for T / %RH)	
Radio Range	up to 60m (197 ft) indoors	
Antenna	internal	
External supply transmitter (EE245)	DC 8-28V SELV / AC 12V (±20%)	
Housing material	polycarbonate (PC)	
Protection class housing	IP30	
Temperature ranges	working temperature range:	0...90%RH (non-condensing) / -5...+55°C (23...131°F)
	storage temperature range:	0...90%RH (non-condensing) / -5...+55°C (23...131°F)
Max. numbers of measuring values	3 (T / RH / CO ₂ **)	
Accuracy	T:	± 0,3 °C (at 20 °C) / ± 0,4 °C (20...55 °C)
	Rh:	± 3 % (30...70 %) / ± 5 % (70...90 %)
	CO ₂ :	2000ppm (± 50ppm +2 % of m.v.) 5000ppm (± 50ppm +3 % of m.v.)
	CO ₂ :	5000ppm (± 50ppm +3 % of m.v.)
Connection	screw terminal 1,5mm ²	

*) with external power supply

**) For CO₂ an external power supply is recommended.

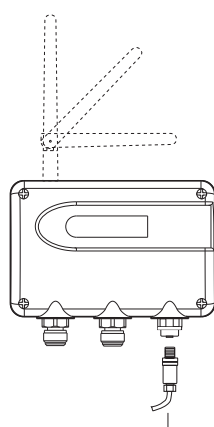
Dimensions in mm

EE244-Ax3:



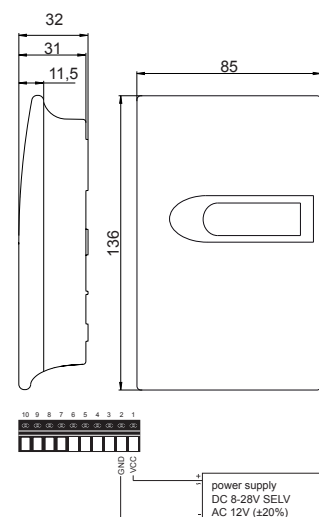
depth: 50 (2")

EE244-Bx2:



socket / ELKA 4012 PG7¹⁾

EE245



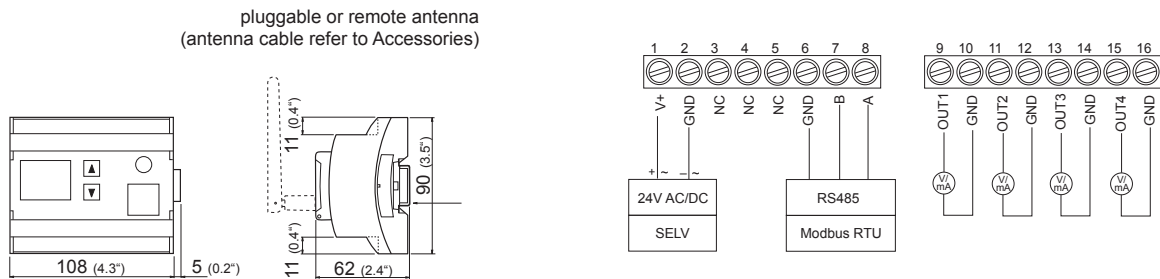
1) included in the scope of supply

Technical data Base Station EE241 & EE242







EE241/EE242 (Base Station)

Supply voltage SELV digital interface		24V AC/DC ±20%
		• Ethernet • Modbus (RTU / ASCII / TCP)
Current consumption	EE241	typ. $I_L = 70\text{mA}$ at 24V DC; max. $I_L = 100\text{mA}$ at 24V DC
	EE242	typ. $I_L = 150\text{mA}$ at 24V DC; max. $I_L = 180\text{mA}$ at 24V DC
Analogue outputs		0-5V $-0.5\text{mA} < I_L < 0.5\text{mA}$ 0-10V $-1\text{mA} < I_L < 1\text{mA}$ 0-20mA / 4-20mA $R_L < 500\ \Omega$
Number of analogue outputs		4
Accuracy of analogue outputs		±5mV resp. ±10µA
Temperature dependence of analogue outputs		max. $0.1 \frac{\text{mV}}{^\circ\text{C}}$ resp. $1 \frac{\mu\text{A}}{^\circ\text{C}}$
Resolution of analogue outputs		0.7mV resp. 1.50µA
Electrical connection		screw terminals max. 2.5mm ²
Housing material		polycarbonate (PC)
Protection class housing		IP20
Temperature ranges		working temperature range: -30...+50°C (-22...122°F) (with display: -20...+50°C / -4...122°F) storage temperature range: -30...+50°C (-22...122°F) (with display: -20...+50°C / -4...122°F)

Dimensions in mm - connection Diagram EE241 / EE242



Overview of EE244 Sensing Probes

Application	Picture	Measuring Range	Accuracy	Order Code
Humidity/Temperature Probes				
RH/T probe for standard applications		0...100% RH -40...80°C (-40...176°F)	±2% RH (0...90% RH) ±3% RH (90...100% RH) ±0.1°C (±0.18°F) at 20°C (68°F)	EE07-PFT1
RH/T probe for clean room applications, food and pharmaceutical industry		0...100% RH -40...80°C (-40...176°F)	±2% RH (0...90% RH) ±3% RH (90...100% RH) ±0.1°C (±0.18°F) at 20°C (68°F)	EE07-MFT9
RH/T module for installation in small spaces or unobtrusive mounting		0...95% RH -40...85°C (-40...185°F)	±3% RH (10...100% RH) at 21°C (69.8°F) ±0.3°C (±0.54°F) at 20°C (68°F)	EE03-FT9
Temperature Probes				
T probe for standard applications		-40...80°C (-40...176°F)	±0.1°C (±0.18°F) at 20°C (68°F)	EE07-PT1
T probe for clean room applications, food and pharmaceutical industry		-40...80°C (-40...176°F)	±0.1°C (±0.18°F) at 20°C (68°F)	EE07-MT
CO₂ Probes				
CO ₂ probe for standard applications		0...2000ppm 0...5000ppm 0...10000ppm	±(50ppm+2% of m.v.) ±(50ppm+3% of m.v.) ±(100ppm+5% of m.v.)	EE871

Ordering Guide

BASE STATION - „point-to-point connection“ (EE241) and „wireless network“ (EE242)

		EE241-	EE242-
Hardware Configuration			
Frequency	2,4GHz (10mW)	A	A
Output signal	0-5V	2	2
	0-10V	3	3
	0-20mA	5	5
	4-20mA	6	6
Display	with	D	D
	without	-	-
Software Configuration			
Physical parameters of outputs	relative humidity	RH [%] (A)	output 1
	temperature	T [°C] (B)	output 2
	dew point temperature	Td [°C] (C)	output 3
	CO ₂	CO ₂ [ppm] (R)	output 4
Unit	metric / SI	-	-
	non metric / US	E01	E01
T-Scaling (in °C or °F)	-40...60 (T02)	0...50 (T04)	output T
Td-Scaling (in °C or °F)	-20...50 (T48)	further scalings on request	output Td
CO₂-Scaling (in ppm)	0...2.000 (C20)	0...10.000 (C22)	
	0...5.000 (C21)		

TRANSMITTER EE245

		EE245-
Type	RH + T + CO ₂	FTC
	RH + T	FTx
	CO ₂ + T	xTC
	T	xTx
CO₂ (only for TC and FTC)	0...2000ppm	2
	0...5000ppm	5
	without CO ₂ measurement	x
Frequency	2,4GHz (10mW)	A
Display	with	D
	without	x
Software Configuration		
Unit	°C	-
	°F	E01

TRANSMITTER / ROUTER EE244

		EE244-	EE244-
Type	transmitter	A	
	transmitter for external supply ¹⁾	B	
	router		R
Frequency	2,4GHz (10mW)	A	A
Number of sensing probes	1	1	
	2	2	
	3 (not possible with type B - transmitter with external supply)	3	
Display	with	D	
	without	-	

1) External power supply units not included in the scope of supply

SENSING PROBES FOR EE244

Humidity / Temperature	probe RH/T (polycarbonat)	EE07-PFT1
	probe RH/T (metal)	EE07-MFT9
	module RH/T	EE03-FT9
Temperature	probe T (polycarbonat)	EE07-PT1
	probe T (metal)	EE07-MT
CO₂	probe CO ₂	EE871

Accessories / Replacement Parts

Base Station:

- Antenna cable 2m (7ft) (HA010330)
- Crossover cable (PC to base station) (HA010333)
- External power supply unit (V03)

Transmitter:

		EE244	EE245
- Probe cable for EE07 - 2m (7ft) / 5m (16ft) / 10m (33ft)	(HA0108xx)	(✓)	
- Connection cable for EE03, 2m (7ft)	(HA010328)	(✓)	
- Connection cable for EE03, 5m (16ft)	(HA010329)	(✓)	
- Antenna cable 2m (7ft)	(HA010330)	(✓)	
- Bracket for rail installation	(HA010203)	(✓)	
- Reference probes	(HA010403)	(✓)	
- Duct mounting kit for EE07	(HA010209)	(✓)	
- External power supply unit	(V03)	(✓)	(✓)

Oder Example

- 1) Position 1 - Base Station:
EE242-A3D/ABCR-T04-Td48-C20
- Frequency: 2,4GHz
Output signal: 0-10V
Display: yes
Outputs: RH, T, Td, CO₂
Unit: SI
Scaling: T: 0...50; Td: -20...50
- Position 2 - Transmitter / Router:
EE244-BA1D
- Type: Industrial transmitter with external supply
Frequency: 2,4GHz
Probe: 1
Display: yes
- Position 3 - Sensing Probes:
EE07-PFT1, EE07-MT
- 2) Position 1 - Base Station:
EE242-A3D/ABCR-T04-Td48-C20
- Frequency: 2,4GHz
Output signal: 0-10V
Display: yes
Outputs: RH, T, Td, CO₂
Unit: SI
Scaling: T: 0...50; Td: -20...50
- Position 2 - Transmitter:
EE245-FTC5Ax
- Type: Room transmitter for relative Humidity, Temperature and CO₂
CO₂: 0...5000ppm
Frequency: 2,4GHz
Display: without